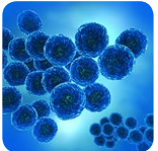












Examples of clinically relevant pathogens, required disinfection efficacy and practical recommendations



	Required efficacy	Practical recommendations	Additional information	HARTMANN Products RTU	HARTMANN Products concentrates
 <p>BACTERIA</p> <p>Bacteria</p> <ul style="list-style-type: none"> • <i>Staphylococcus aureus</i> (MSSA) and other non-drug-resistant staphylococci and enterococci • <i>Escherichia coli</i> • <i>Klebsiella pneumoniae</i> and other non-drug-resistant <i>Enterobacteriaceae</i> <hr/> <p>Bacteria</p> <ul style="list-style-type: none"> • <i>Neisseria meningitidis</i> <hr/> <p>Bacteria causing gastroenteritis or respiratory tract infections</p> <ul style="list-style-type: none"> • Nontyphoidal <i>Salmonella spp.</i>, <i>Campylobacter spp.</i> or <i>Shigella spp.</i> • <i>Streptococcus pneumoniae</i> • <i>Bordetella pertussis</i> <hr/> <p>Multidrug-resistant organisms</p> <ul style="list-style-type: none"> • <i>Staphylococcus aureus</i> (MRSA) • Vancomycin-resistant enterococci (VRE) • Multidrug-resistant Gram-negative bacilli (MDRGNB) 	<p>Standard efficacy (bactericidal EN 13727, yeasticidal EN 13624)¹</p>	<p>Standard cleaning / disinfection procedure *, **</p>	<p>About 30% of people carry MSSA in their noses. Causes nosocomial infections (e. g. wound infections). <i>K. pneumoniae</i> can cause nosocomial pneumonia. Both are mostly transmitted via contact.</p>	 <p>Bacillo® 30 Sensitive Tissues / Foam</p>	 <p>Mikrobac® forte</p>  <p>Dismozon® plus</p>
		<p>Disinfection of isolation rooms *** & terminal room disinfection</p>	<p>Causes bacterial meningitis. Transmission via droplets. Meningococcal vaccines are available against serogroups A, B, C, Y and W.</p>	 <p>Bacillo® AF Bacillo® AF Tissues</p>	
		<p>Disinfection of isolation rooms *** & terminal room disinfection</p>	<p>Various animals can be reservoirs for Salmonella (e.g. poultry, pigs, cattle, and reptiles). <i>Streptococcus pneumoniae</i> is still a major cause of disease in developing and developed countries.</p>	 <p>Mikrobac® Tissues</p>	
		<p>Disinfection of isolation rooms & terminal room disinfection ²</p>	<p>VRE may persist in the environment. Less therapy options for infections with multidrug-resistance. PPE often reasonable to prevent transmission.</p>	 <p>Mikrobac® Virucidal Tissues</p>	
 <p>MYCOBACTERIA / SPORES</p> <p>Mycobacteria</p> <ul style="list-style-type: none"> • <i>Mycobacterium tuberculosis</i> (MRSA) <hr/> <p>Spore-forming bacteria</p> <ul style="list-style-type: none"> • <i>Clostridioides difficile</i> 	<p>Change to tuberculocidal activity / mycobactericidal</p>	<p>Without visible contamination, standard cleaning / disinfection procedure may be sufficient *</p>	<p><i>Mycobacterium tuberculosis</i> is usually transmitted through air, not by surface contact.</p>	 <p>Bacillo® 30 Sensitive Tissues / Foam</p>  <p>Bacillo® AF Bacillo® AF Tissues</p>	 <p>Dismozon® plus</p>
		<p>Sporicidal (EN 17126)</p>	<p>Disinfection of isolation rooms & terminal room disinfection ²</p>	<p><i>Clostridioides difficile</i> infection is mostly associated with previous use of antibiotics.</p>	

* According to risk assessment ** Always disinfect high-touch surfaces and visible contamination *** When isolation precautions are indicated

1: Standard efficacy for application in healthcare institutions (bactericidal activity EN 13727, yeasticidal activity EN 13624)

2: Consider complementary decontamination (UV-C, H2O2 vaporization) for some species or during outbreaks

SP: Sporicidal activity against *C. difficile*-spores (EN 17126) **Tuberculocidal activity** (*M. terrae* EN 14348, mycobactericidal EN 14348)

PPE: personal protective equipment

Use disinfectants safely. Always read the label and product information before use.

Examples of clinically relevant pathogens, required disinfection efficacy and practical recommendations











FUNGI / YEAST

Fungi

- *Aspergillus fumigatus*

Yeast

- *Candida albicans*
- *Candida auris*

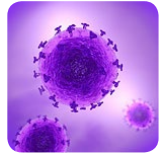
Required efficacy	Practical recommendations	Additional information	HARTMANN Products RTU	HARTMANN Products concentrates
 Fungicidal	Standard cleaning / disinfection procedure *, **	Invasive pulmonary infection may occur in immunosuppressed patients.	 Bacillo® AF Bacillo® AF Tissues  Mikrobac® Virucidal Tissues	
Yeasticidal¹	Standard cleaning / disinfection procedure *, **	<i>Candida auris</i> has a propensity to cause outbreaks in healthcare facilities. Often intrinsic resistance to antifungals.	 Bacillo® 30 Sensitive Tissues / Foam  Bacillo® AF Bacillo® AF Tissues  Mikrobac® Tissues  Mikrobac® Virucidal Tissues	 Dismozon® plus

* According to risk assessment ** Always disinfect high-touch surfaces and visible contamination

¹: Standard efficacy for application in healthcare institutions (bactericidal activity EN 13727, yeasticidal activity EN 13624)

Use disinfectants safely. Always read the label and product information before use.

Examples of clinically relevant pathogens, required disinfection efficacy and practical recommendations



VIRUSES

Enveloped viruses

- Hepatitis B virus (HBV)
- Human immunodeficiency virus (HIV)

Enveloped viruses causing respiratory tract infections












- Severe acute respiratory syndrome coronavirus 2 (SARS-CoV-2)
- Respiratory syncytial virus (RSV)
- Influenza viruses (A-C)

Non-enveloped viruses causing gastroenteritis

- Norovirus
- Adenovirus

Non-enveloped viruses causing respiratory tract infections

- Adenovirus

Required efficacy	Practical recommendations	Additional information	HARTMANN Products RTU	HARTMANN Products concentrates
 Standard efficacy¹ + Virucidal activity against enveloped viruses	Standard cleaning / disinfection procedure *, ** Disinfection of isolation rooms & terminal room disinfection	Transmission of SARS-CoV-2 through contact with contaminated fomites is considered possible. 1-2% of children < 6 months with RSV infection may need to be hospitalized.	 Bacillo [®] 30 Sensitive Tissues / Foam  Bacillo [®] AF Tissues  Mikrobac [®] Virucidal Tissues  Mikrobac [®] Tissues	 Mikrobac [®] forte
 Standard efficacy¹ + Limited spectrum of virucidal activity	Disinfection of isolation rooms & terminal room disinfection	Norovirus is very contagious and can spread rapidly throughout healthcare facilities and is often responsible for nosocomial outbreaks. More than 50 different types of adenoviruses can cause infections in humans e.g. respiratory illness, gastroenteritis, conjunctivitis, and cystitis.	 Bacillo [®] 30 Sensitive Tissues / Foam  Bacillo [®] AF Tissues  Mikrobac [®] Virucidal Tissues	 Dismozon [®] plus

* According to risk assessment ** Always disinfect high-touch surfaces and visible contamination
1: Standard efficacy for application in healthcare institutions (bactericidal activity EN 13727, yeasticidal activity EN 13624)
envV: Virucidal activity against enveloped viruses (EN 14776)
IsV: Limited spectrum virucidal activity (EN 14476)
V: Virucidal activity (EN 14476)

Adapted from Assadian et al. (2021) Practical recommendations for routine cleaning and disinfection procedures in healthcare institutions: a narrative review. J Hosp Infect 113:104-114.